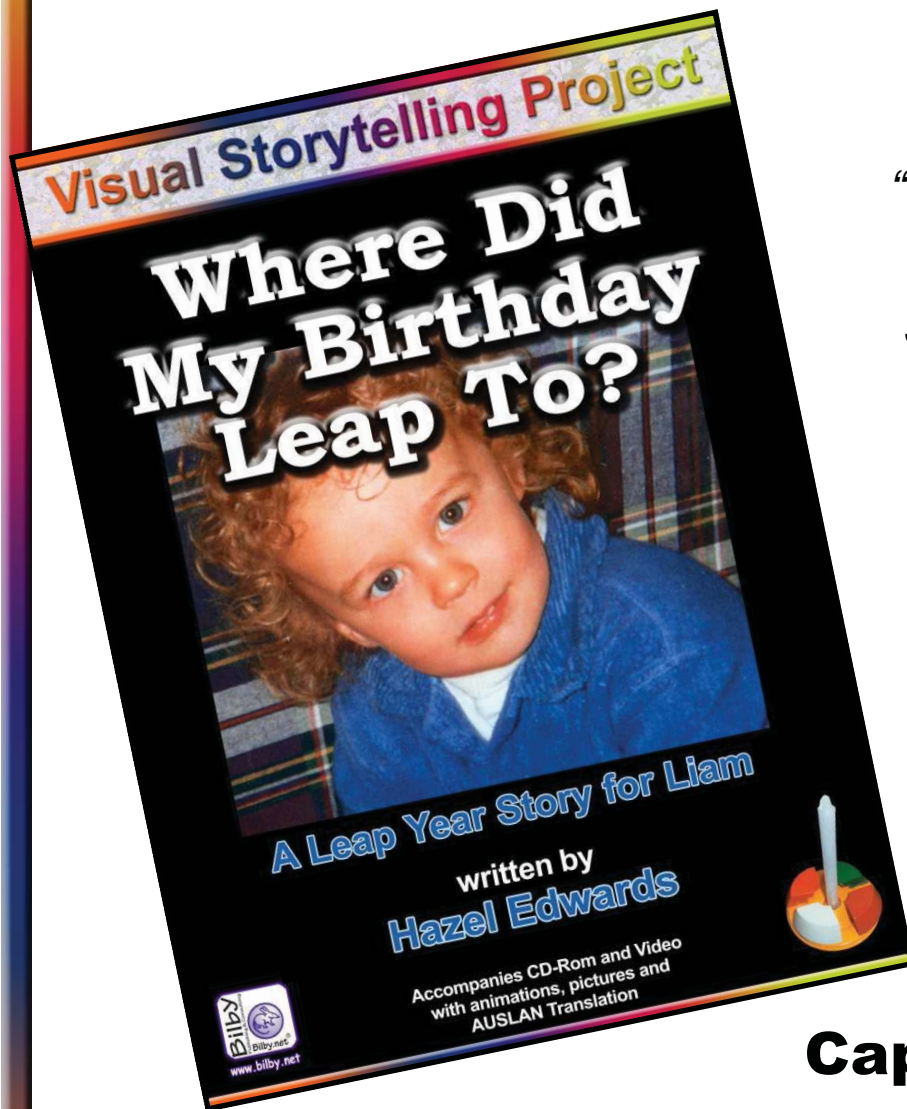


# Where Did My Birthday Leap To? Teachers' Notes & Activities




*“For the first time stories  
are now available for  
Signing children and for  
those who can hear,  
simultaneously”*

*Hazel Edwards,  
Literacy Week  
Champion*

**Narrated  
Captioned and  
Auslan Translated**

**Supported By:**



**Education  
Foundation**  
KIDS • CAN • DO . . .

Department of  
Education & Training

and by **The Dennoch Foundation** and **Portland House Foundation**

# About the Teachers Notes:

These teachers notes and activities have been written by Hazel Edwards and Lee Bilby; compiled and edited by Bilby Publishing & Consulting Pty Ltd.

Sign Images presented within this kit are subject to copyright and may only be used as they appear within the attached material. If you require further images please visit [www.signswap.com.au](http://www.signswap.com.au), or contact Bilby Publishing.

©Script and Most teachers Notes, Hazel Edwards All rights reserved

©Auslan content, Bilby Publishing & Consulting Pty Ltd 1999-2006 All rights reserved.

©All other material, Bilby Publishing & Consulting Pty Ltd 2006 All rights reserved.

No Part of this publication may be reproduced, or transmitted in any form or by any means, unless otherwise stipulated, without prior permission of Bilby Publishing & Consulting Pty Ltd, 11 Scott Street Wolumla NSW Australia 2550 <http://www.bilby.net>  
Ph 1800 245 297 Fax 1300 88 4161

# About Bilby Publishing:

Bilby Publishing has financed the commercialisation of this project, so that these wonderful stories can become available to all Australians, through their local bookshops and libraries.



***“This is a most innovative and exciting project. We were happy to help in any way we could.”*** Lee Bilby, Managing Director, Bilby Publishing.

Bilby Publishing is Australia's only Sign Language Distribution and Publishing house, established by Chris and Lee Bilby almost eight years ago, to bring Australian sign language resources into the easy reach of those who need them, on a national level.

Bilby Publishing now provides Australian sign language resources to over 1000 schools, 233 Bookstores, and almost 1 in 10 libraries nationally. Their website, [www.signswap.com.au](http://www.signswap.com.au), Australia's only free, printable, online dictionary of Auslan is used by more than **300,000 people** who view over **1.3 million Auslan images every year**.

If you have any questions about the Visual Storytelling Project, or would like to know more about Auslan Resources, you can contact them on **1800 245 297** or visit [www.bilby.net](http://www.bilby.net)

# Contents

From the Author.....	4
About the Author.....	4
Curriculum in Brief.....	5
Curriculum Material—Maths and Numeracy.....	6
Curriculum Material—S.O.S.E - Celebrations.....	7
Curriculum Material—Art.....	8
Handout : How to make Playdough.....	9
Curriculum Material—English.....	10
Curriculum Material—Physical Education.....	12
Curriculum Material—AUSLAN (LOTE).....	13
Script : Where did my birthday leap to?.....	14
Auslan handout : Sign basics - 1 to 6.....	18
Auslan handout : Sign Basics - 7 to 10.....	19
Auslan song sheet : Happy Birthday.....	20
Auslan song sheet : How many people live at your house.....	21

# From the Author

## Where Did the Idea Come From?

My neighbour's family had a baby Liam born on Leap Day, February 29<sup>th</sup>. They couldn't find any stories to explain to children why Leap Babies only had an official birthday once every four years.

So, as a gift, I wrote a story for the family. It was a home-made story, slipped into a see-through folder with their family photos I borrowed plus some clip art.

When the Victorian College for the Deaf asked me for a unpublished story, I offered them 'Where Did My Birthday Leap To?' and the Middleton-Donahue families were delighted to be involved in the eventual Leap Day Auslan Launch on February 29<sup>th</sup>, when Liam turned four (or one). They provided more photos.

## Why I Wrote 'Where Did My Birthday Leap To?'


'Liam's family and mine had a special literary link across three generations. The three children involved in the creation of 'There's a Hippopotamus on Our Roof Eating Cake', 27 years ago, were my then 3 year old son, 5 year old daughter and 7 year old neighbour Liam, who is the mother of Liam who was born on Leap Day.

So the three generations of neighbours have been linked by books and writing.

Usually I don't use real names in my stories, but this time, the book was written for Liam and has local references to kinder, footy teams and family birthdays.

## About the Author

Hazel Edwards is a Melbourne based author who has written 160 books for adults and children. The best known of her work is the children's book *There's a Hippopotamus on our Roof Eating Cake* which has been read by millions worldwide. Her other popular books include *Hand Me Down Hippo* and *Muscles*. More recently, Hazel undertook an Antarctic expedition, which inspired her to write *Antarctic Dad*, *Antarctica's Frozen Chosen*, *My Grandma's Gone To Antarctic* and *The Antarctic Lachieberg*.



Hazel has been a strong advocate for child literacy in Australia, with her efforts being recognised by the Literacy and Numeracy Week council this year, who have appointed her as a **National Literacy and Numeracy Champion for 2006**.

Hazel hopes to raise awareness of Auslan Literacy in Australia, and has generously donated her time and efforts to the cause. The three titles included within this DVD are just the beginning, with many other titles to be released as Auslan stories in coming years.

You can visit her website at <http://www.hazeledwards.com>.

# Curriculum in brief

“Where did my birthday leap to?” is a Leap year story for Liam. Join Liam as he searches for an explanation as to why his birthday only happens every four years, yet he is the same size as the other kids.

Curriculum : Lower Primary

## Summary of Activities & Content

- **Maths and Numeracy** In connection with Leap Day, calendars and birthdays.
- **S.O.S.E. ~ Celebrations:** Birthdays and story launches. Leap Day customs.
- **Art and Craft** ~ Having fun with numbers and fractions
- **English:** Home-made books and scripting for performance
- **Physical Education;** Body number shapes and Leap Frog Race
- **AUSLAN (LOTE) :** Number (1-10) Introducing the family.

## Numeracy

Educators use this simple explanation of the maths concept of leap day , within the 'real' family birthday story, as part of their numeracy program for young students.

The circular 'model' made by the grandfather, and shown within the story helps explain to young students the concept of four quarters making a whole.

### Activity No.1 : Fractions

Using objects around the class, make groups, that contain 4 items, to represent the fraction  $\frac{1}{4}$ . Eg 4 red pencils=the whole, 1 red pencil =  $\frac{1}{4}$  of the group

What other groups can you make?

*Also see : Making Fraction shapes, under Art & Craft*

### Activity No. 2 : Number Food:

Children design number- shaped food which links to their age.

e.g. 6 shaped sliced or peeled fruit

\*if any children have allergies, allow appropriate food or substitutes.

### Activity 3. Number Exercises:

Twist their bodies into the shape of their age e.g. 5 or the date of their birthday (with help from a friend)

Other children have to guess the number.



## Birthday Traditions:

All children are fascinated by birthdays, especially their own, but what traditions do they have for their birthday?

Discuss the different ways members of the class celebrate their birthday. You may want to explore traditions in different countries.

## Leap year traditions

Within the story Leap year traditions are discussed :

*“Ladies can propose to men” says Gran, “and if the men say ‘NO’ they have to buy the lady a pair of white gloves” says pa.*

What other traditions can your class think of surrounding special days and events?

**Traditionally, an author will hold a “Book Launch” when they finish a story**  
Our book launch was on February 29<sup>th</sup> which was Leap Day

‘I’m 1 and 4,’ said 4 year old Liam. ‘Both at the same time.’

What was more significant at this Victorian College of the Deaf book , DVD and video launch was that the Auslan signed video made the story available for deaf children, simultaneously with those who could hear.

As an author I’ve been to many book launches, but this one was special. Why? The expressive interpreters who dress in black so hands and faces will be featured. Vivacious faced, I had to remember to speak more slowly and directly for those who also lipread.

A special Leap birthday cake was provided by the college for Liam who was helped to blow out the candles by children from the deaf community and from his extended family. And there was a leap frog race on the lawns.

**Activity :** Plan a launch for your book or story. Think about

- Location- where to hold it
- Thematic food
- Activities?
- Decorations?
- Who will launch it?

## Other material

We have also included the “Happy Birthday” song—sign reference sheet, for your use.


# Curriculum Material ~ Art

## Activity 1 ~ Fractions Model

To explain the four year cycle, I thought of the concept of something wooden which broke into fractions. Handy man Mal, the engineer grandfather designed and made the candle holder which has four parts to make the one, and used left-over paint from other family furniture like a daughter's cot. So there are parts of a family's history in this story.

Make a shape (in wood, clay, wax, playdough or paper etc) which explains how four parts can make one. You may want to explore other fractions using similar models.

Fractions are often used in cooking. On the next page there is a recipe sheet for making playdough. You will note that the recipe uses 1 part salt to four parts flour. Get the children to measure the salt using a  $\frac{1}{4}$  cup, and pour it into the 1 cup measure. This step can be repeated with the flour and water to show how 4 lots of  $\frac{1}{4}$  equal 1 cup. This can be an excellent visual demonstration of fractions, and its fun too!



## Activity 2 ~ Recording Time

Make a calendar using class photos, to signify different times of the year, and help children understand the passing of time. Highlight those events that occur every year, such as children's birthdays.

You may wish to identify seasons, or other school events throughout the year, to help children gather an understanding of how time goes by, and repeats itself.



# How To Make Playdough

## You will need

1 cup Flour

1 cup water (warm water works best)

1/4 cup Salt

2 table spoons Cream of Tartar (optional)

1 table spoons oil (optional, makes playdough less sticky)

Food coloring (optional)

Bowl


Measuring cups

Jug

Spoon

## Directions

1. Place all dry ingredients in bowl (Flour, salt, Cream of Tartar)
2. Combine Water, oil and food colouring in a jug
3. Gradually pour liquid into mixing bowl, and stir until combined
4. Knead dough until smooth.



Store your playdough in an airtight container.

## **Activity 1 ~ Home-Made Story:**

Make your own home-made book for your family/class, using existing photos. It could be about a special event such as a significant birthday or anniversary or school excursion.

### **Hints:**

Write the story around the existing photos which is easier than starting with the story .

Any extended or blended family can make and illustrate a story with their own photographs as part of their family history. This may inspire migrant families to write in dual languages, in the way in which this story will be visual in text and photographs, signed in Auslan and also voiced by the author.

It is home-made in the most creative way.

**Activity 2 : Make your own home-made book** for your family, using existing photos. It could be about a special event such as a significant birthday or anniversary. It could be an e-book or a printed one.

**Hint:** Write the story around the existing photos which is easier than starting with the story .

**Activity 3 ~ Performance:** of your script, or the script for “Where Did My Birthday Leap To?”

**Hints for Scripting ‘Where Did My Birthday Leap To?’** This story can be changed into a play for a classroom, puppets or video or other media.

Think about COSTUMES, PROPS AND SETTING.

Check out the cast. For the attached script you would need at least

- Narrator—who links the story (Needs to be a good reader)
- Mummy
- Daddy
- Liam
- Pa
- Gran
- TV News Reader (optional)

**Hints for actors:**

- What can your character do on stage? Think of actions for your character
- The cast may include characters who are not people. EG Within the attached script someone could dress up as a calendar.
- Keep props simple or imagine them (Eg the Tram)
- Have a good reader as the narrator
- Mark your part with a highlighter, so that you can easily find your words
- Think about the form your play will take. Will it work better as an audio, puppet play, video or some other format? Why?

**Script for “Where Did My Birthday Leap To?” can be found on page 14**

# Curriculum Material ~ Physical Education

## **Activity 1 ~ Leap Frog Race**

Within the story the analogy of Liam's birthday "leaping" over three years, to occur only every four years, is explored.

Getting children to play leap frog, where they leap 3 children, then take their place in the line, just like Liam's birthday, can really help reinforce the idea of a "Leap year" and help children to understand where the name "Leap year" is derived.

## **Activity 2 ~ Human Numbers**

Children twist their bodies into the shape of their age e.g. 5 or the date of their birthday (with help from a friend)

Other children have to guess the number.

Children can also be asked to represent fractions in groups.

Eg For  $\frac{1}{4}$  children need to get in groups of four, standing with one child standing in front of the remaining three.

# Auslan (LOTE) Curriculum Material ~

There are two key areas covered within this story: Numbers and Family

Attached are a number of Auslan based worksheets for children on these topics. You will note that each have been labeled “copyright exempt for educational use, under 100 copies”. You may print and use these as often as required, with your children, however you may not modify them in any way.

Additional resources, including children's online games, that reinforce these topics, are available at [www.auslan.net](http://www.auslan.net); which is a subscriber service with FREE content for non-subscribers.

## Numbers

Start with the numbers 1-10 only. Do not attempt to go further until these are well understood. Numbers are usually quickly adopted by children who can already count.

*Suggested Songs*

*Handouts Attached: Numbers 1-10*

Fish Alive Song : Most children are familiar with this song. If you have already taught animal signs you may wish to include the sign “fish” in the song. Otherwise just concentrate on the number signs.

Words:

One Two Three Four Five

Once I caught a fish alive

Six Seven Eight nine Ten

Then I let it go again

Why did you let it go?

Because it bit my finger so

Which finger did it bite

The littlest one on my right.

1 potato 2 potato Song : Most children are similarly familiar with this song. If you have already taught food signs you may wish to include the sign “potato” in the song. Otherwise just concentrate on the number signs.

Words:

One potato, 2 potato, 3 potato, four

Five potato, 6 potato 7 potato more.

## Family

We have included a handout for children called “How many people live at your house?”. This handout/song sheet is designed to help children remember the Auslan signs for the members of their family.

Songs are an excellent way to help reinforce signs taught. “How Many people live at your house” also helps reinforce number signs

*Handouts Attached: Song :How many people live at your house?*

## Other material

We have also included the “Happy Birthday” song, for your use.

# Script : Where did my birthday leap to?

## Cast:

Narrator who links the story

Mummy

Daddy

Liam

Pa

Gran

T.V. News Reader

---

**NARRATOR:** Most kids have birthdays each year.

Some have parties.

Some have presents.

But Liam lost his day, somewhere.

This is his-story.

**MUMMY:** Soon it will be your birthday.

**LIAM:** When?

**DADDY:** Soon.

**LIAM:** When?

**MUMMY** Every four years.

**LIAM:** Most of the kinder kids have turned three. How old am I?

**MUMMY** You're nearly one.

**DADDY:** You're nearly four.

**PA:** It just depends. On how you count.

**GRAN:** You're still Liam. Whatever your age.

You were born on February 29<sup>th</sup>. You are special.'

**PA:** You were Leap Year baby.

Your birthday only comes once every four years.

**LIAM:** Why?

**NARRATOR:** Why is one of Liam's favourite words.

**LIAM:** Other kids have birthdays every year. Where did my birthday go?

**NARRATOR:** So Liam searched.

**NARRATOR:** At kinder, Liam looked in the Lost and Found box.

He found lost jumpers, toys and socks.

But he couldn't find his birth day.



**NARRATOR:** Gran took Liam to the city by tram.  
They bought a DAY RETURN ticket.

**LIAM:** Can we get a BIRTH DAY RETURN ticket?

**GRAN:** No, I don't think so.

**NARRATOR:** He looked on the calendar. February stopped at 28.  
There were only 28 days this year.

**LIAM:** Where did my birthday go?

**NARRATOR:** Liam looked in the family album.  
There were photos of him, just after he was born.  
On February 29th, 2000.

**GRAN:** Your front page photo was in the local newspaper. Leap babies  
are special.

**PA:** Time flies. You were very little.

**LIAM:** If time flies, where does it go?  
Does it have frequent flyer points?

**NARRATOR:** Mummy and Daddy laugh.

**DADDY:** Gran and Pa flew over the international date line  
when they went overseas. They lost a day then.

**LIAM:** So, where does time go?

**DADDY:** Coming back, they gained a day.

**MUMMY** Nothing is lost, it just goes somewhere else.

**NARRATOR:** Liam looked at the TV News.  
Weather reports and footy news.  
An Aussie Rules player lost his temper.  
But the news reader didn't mention Liam's Lost Day.

**NARRATOR:** On the way to kinder, Liam looked for the DAY word.  
They passed the DAY and Night chemist.  
And the DAY hospital.

**LIAM:** Can I go in there and fix up my birthday?

**MUMMY** No. You're not sick.

**GRAN:** Remember, last year we had your birthday cake with candles on February 28th?

**DADDY:** And the year before, we had cake and candles on March 1<sup>st</sup>.

**LIAM:** I can't remember back that far.

**DADDY:** Every four years, the world has to catch up by one day. That's Leap Day. And that's when you chose to be born.

**GRAN:** There are special customs in Leap Year. 'Ladies can propose to men.

**PA:** And if the men say 'NO', they have to buy the lady a pair of white gloves.

**LIAM:** I haven't got any gloves. And I haven't got a birthday.

**DADDY:** Yes, you have. Look. This is your birth certificate.

Here is your name. Here is where you were born. February 29th, 2000.

**GRAN:** You're like a frog, you leap over your birthday, until the fourth year. But it doesn't mean you don't grow older in your body. Next birthday, you will be one, but your body will be four, like the other kinder kids.

**NARRATOR:** Liam knows he is the same size as the other kids.

Pa is good at making things.

In his workshop, he makes something for Liam.

It is a beautiful round piece of wood with four parts.

**PA:** These are quarters.

You need four of these to make one.

It's like your birthday.

You can write your age like this:

$1 \times 4 = 4$  or like this  $\frac{1}{4}$

It looks like one, but it really has four parts inside.

**NARRATOR:** Then Pa shows Liam a globe of the world.

**PA:** Being a Leap Year birthday person is special.

You haven't lost a year.

It will come around.

Like the sun shining on this part of the world, where we live.

**NARRATOR:** Liam wasn't sure about that.

Then Mummy brought home a calendar for the next year.

**MUMMY** This is like a Birth DAY RETURN ticket.

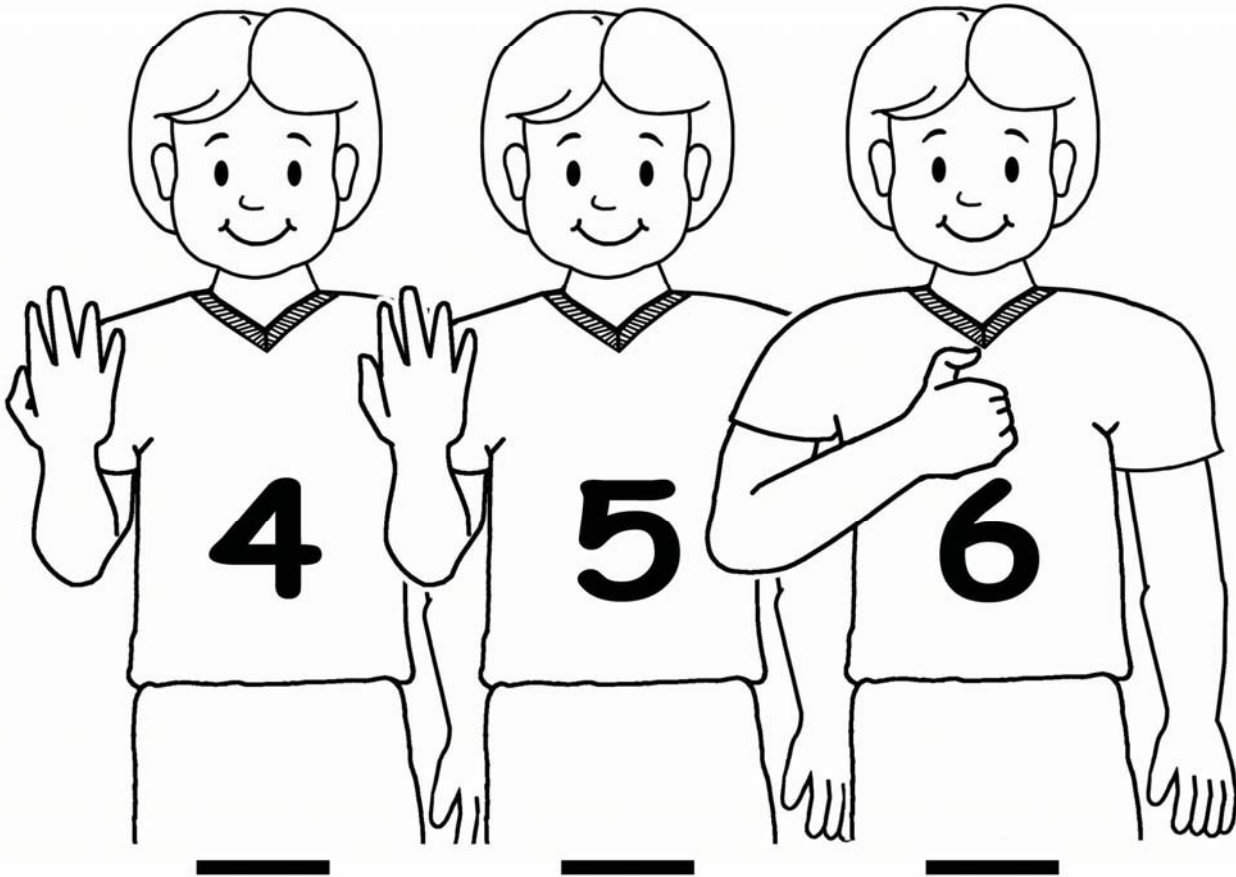

To remind you that it's coming back.

**NARRATOR:** They drew a big ring around February 29th and wrote  
LIAM'S BIRTHDAY

Liam was happy then.

He'd found his DAY.

# Sign Basics: 1 to 6



# Sign Basics: 7 to 10



—



—

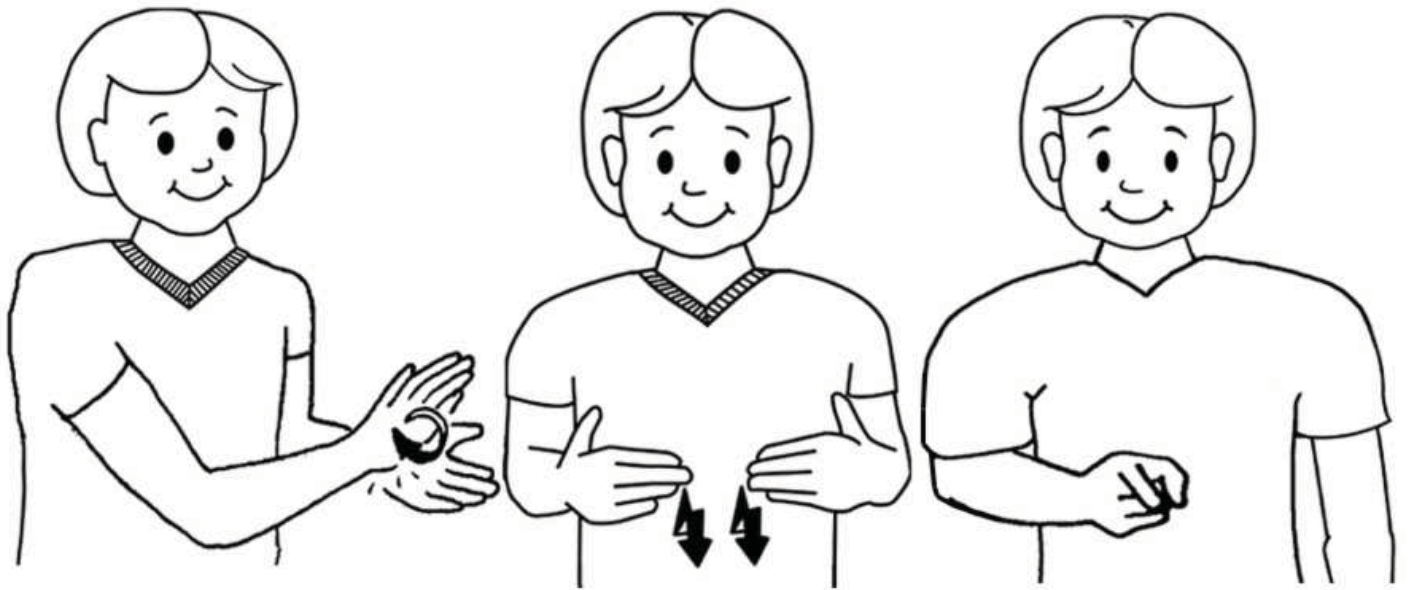


—



—





Happy Birthday to you  
Happy Birthday to you  
Happy Birthday \_\_\_\_\_  
Happy Birthday to you



Image use & other queries  
Ph 1800 245 297  
[www.bilby.net](http://www.bilby.net)





# How many people live at your house?

## Song sheet

How many people live at your house? (repeat)

- 1, my mother
- 2, my father
- 3, my brother
- 4, my sister
- 5, my grandma
- 6, my grandpa
- 7, my aunty
- 8, my uncle
- 9, my cousins



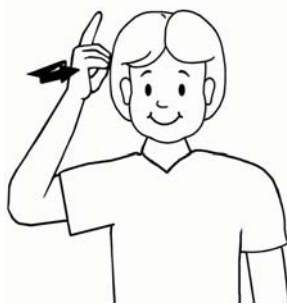
There's one more, now let me see  
Oh yes of course, it must be me



Mother



Mum



Daddy



Father



Brother



Sister



Grandmother\*




Grandmother\*\*



Grandfather\*



Grandfather\*\*



Aunty



Uncle



Cousin



I (me)

\*Used in NSW and QLD

\*\*Used in Vic, SA, TAS, WA, NT

