

What's in the Tree?

*"I went outside and looked in a tree,
I saw a bird looking at me"*

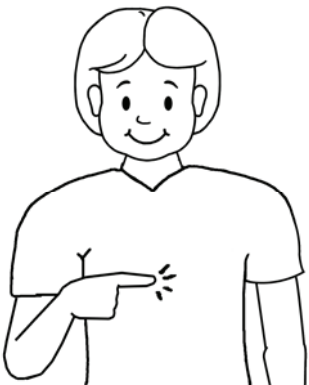
Teacher Notes :

Sit the children in a circle and sing this simple song to a rhythm generated by clapping hands on knees and then together.

You could go around the circle and get each child to sign (and say if appropriate) a bird. As this is a small topic you may need to allow repeats. If you sit in the circle you can sign the ones the children forget when it is your turn.


If you want to you could sign all (or a selection of) the words to this little song, or just the bird signs.

Signs:



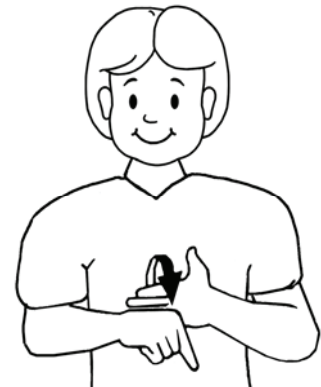
I (me)

Touch your chest with the tip of your pointer finger.




went (to go)

Start with both thumbs up and move hands forward with pointer fingers extended.



outside

Start with pointer finger pointing down behind other, flat and horizontal hand. Move pointer finger in an arc over and in front of flat hand.



look(ed)

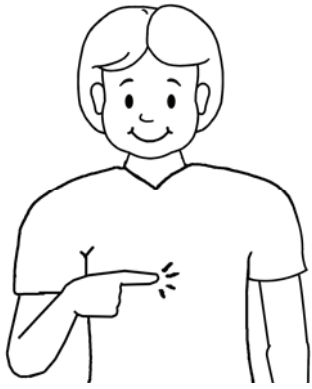
With pointer and middle fingers extended from fist in a 'V', pointing forward; start with pointer finger resting near eye and move hand forward.

For this song move hand forward and up (into the tree).



tree

Stand arm up, resting elbow on back of other hand and wiggle your fingers, as though leaves on a tree. For Forest: move arm across body while performing sign.



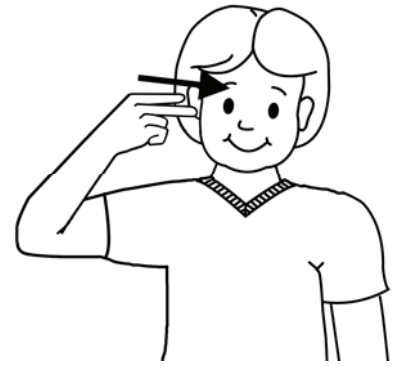
I (me)

Touch your chest with the tip of your pointer finger.



Saw (see)

With extended forefinger, point to your cheekbone just below the eye and then in the direction of the thing you're seeing



Looking (watching me)

Form a 'V' with pointer and middle finger and bring towards eyes.

Bird Signs:



bird



budgerigar



chicken



cockatoo,



duck



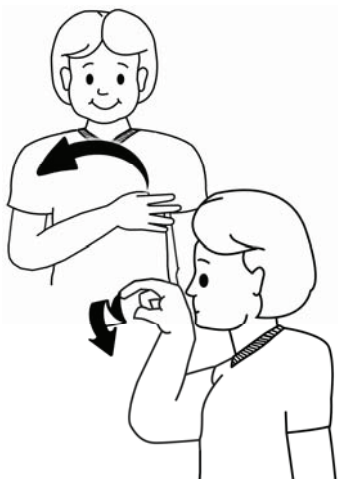
kookaburra



owl



parrot



rainbow lorikeet