



Adults Toilets

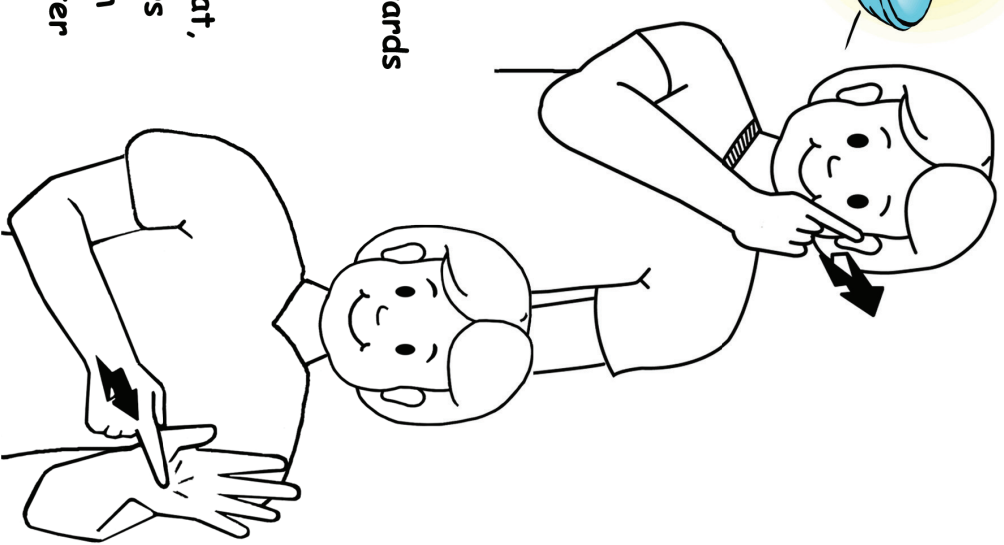


How To Sign It

Adult: With hand slightly bent, beside head at brow height, fingertips pointing towards head, move hand upwards, twice.

Toilet: With hand flat, palm forward, fingers straight up; tap palm near wrist with pointer finger twice.

Girls Toilets




How To Sign It

Girl: Rub extended pointer finger downwards on opposite cheek to hand, twice.

Toilet: With hand flat, palm forward, fingers straight up; tap palm near wrist with pointer finger twice.

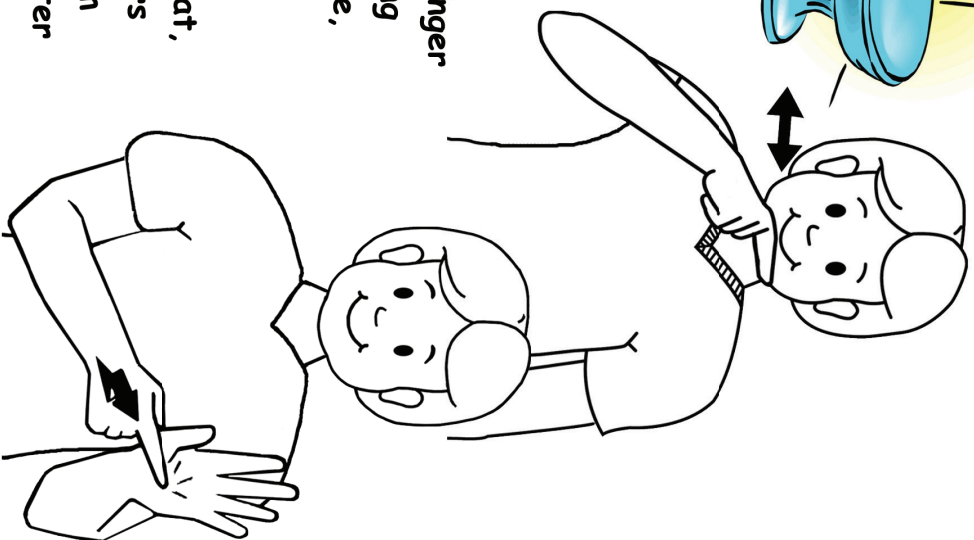
Boys Toilets



How To Sign It

Boy: With pointer finger extended and pointing towards opposite side, move finger left and right at chin.

Toilet: With hand flat, palm forward, fingers straight up; tap palm near wrist with pointer finger twice.




Staff Room




How To Sign It

Teacher: Start with pointer finger and thumb extended in an L shape, pointer finger pointing up near ear. Move hand so that pointer finger points backwards, back up and backwards again.

Room: With fingers bent at a right angle to palm and pointing towards head move hand downwards next to face.



Assembly Area





How To Sign It

Assembly: Wiggle spread hands, palms down, from chest height, down and towards each other.

Area: With both pointer fingers pointing forward and downwards slightly from fists, with finger tips touching, move fingers apart, then towards your waist, then back together again.

Basketball Courts

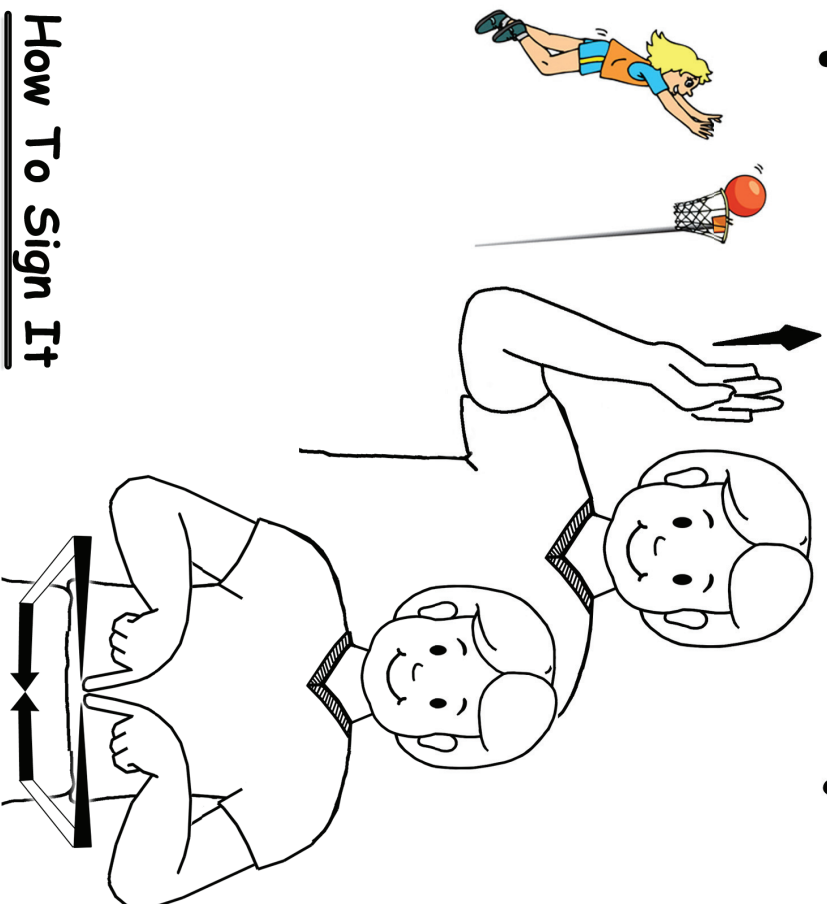


How To Sign It

Basketball: Hold hand flat with palm down and fingers slightly raised, keep arm still and bounce hand down twice.

Court: With both pointer fingers pointing forward and downwards slightly from fists, with finger tips touching, move fingers apart, then towards your waist, then back together again.

Netball Court




How To Sign It

Netball: With hand slightly cupped, up near ear, palm facing upwards, move hand upwards. May flick hand slightly forward at wrist at the end.

Court: With both pointer fingers pointing forward and downwards slightly from fists, with finger tips touching, move fingers apart, then towards your waist, then back together again.

Soccer Field

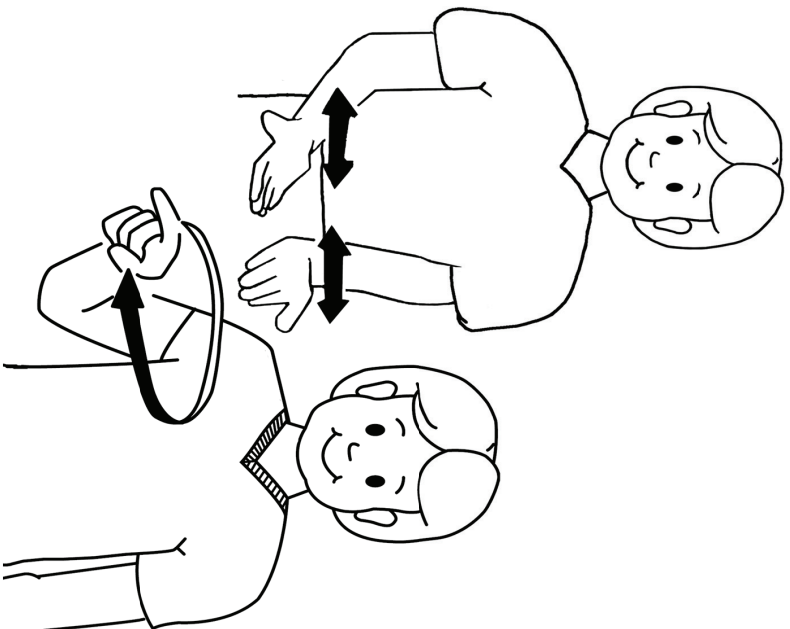
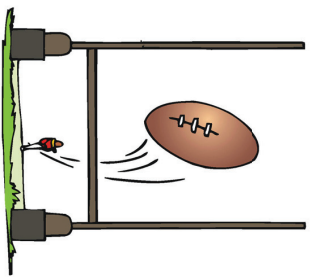


How To Sign It

Soccer: With pointer fingers both extended, point one downwards and kick the fingertip with the fingertip of your other pointer finger.

Field: Draw a flattened circle with pointer finger.

Football Oval




How To Sign It

Football (Rugby): With both hands in front of waist, very slightly cupped upwards; move hands simultaneously from side to side.

Oval: Draw a flattened circle with pointer finger.

Football Oval


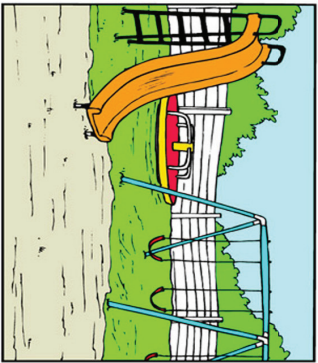


How To Sign It

Football (AFL): With pointer fingers both extended, point one downwards and kick the fingertip with the fingertip of your other pointer finger.

Oval: Draw a flattened circle with pointer finger.

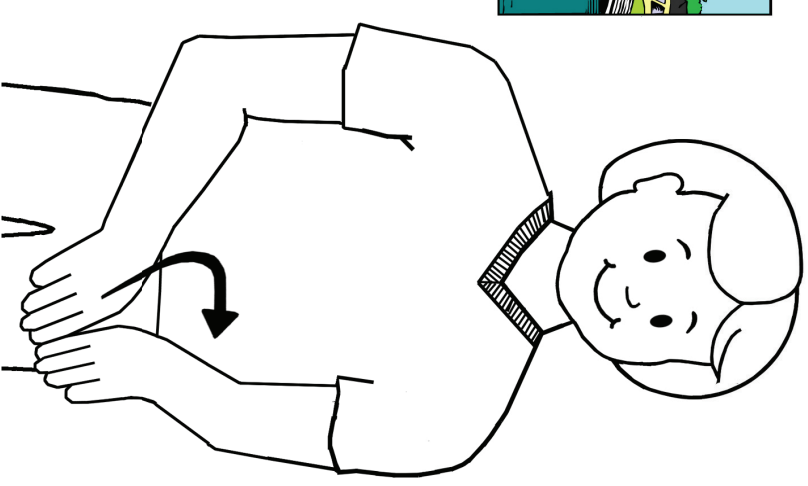
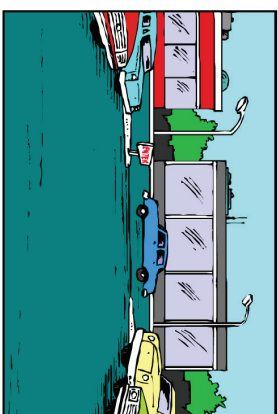
Playground



How To sign It

With palms up move hands in upwards circles (play). Then, with hands flat, palms down, starting together, move hands outwards to sides (ground).


Car Park



How To Sign It

Car Park: Start with both hands flat, palms down, side by side in front of you. Move right hand backwards and then in behind the other hand, so that fingertips end at wrist of other hand.

Bus Stop

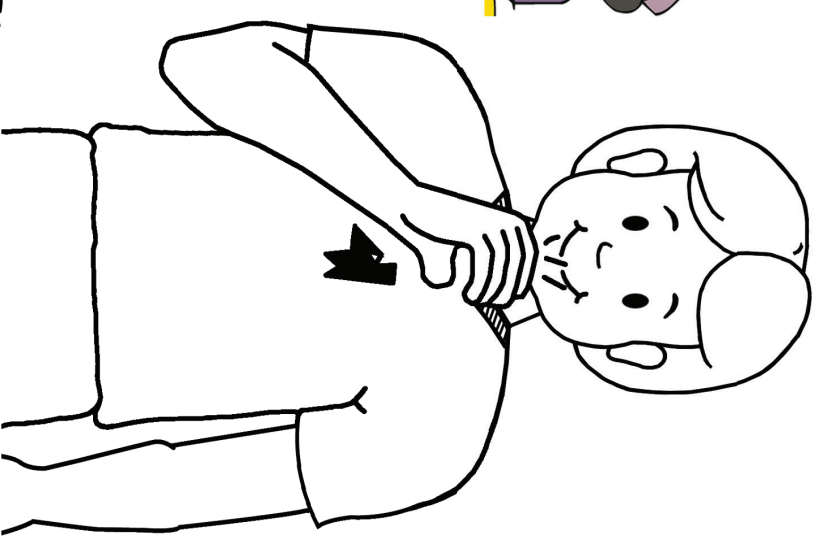


How To Sign It

Bus: With fists together, palms upwards, as if clasping a large steering wheel, move hands simultaneously left in an arc, then right in an arc, then repeat.

Stop: Hold flat hand in front of you, fingers upwards, palm out

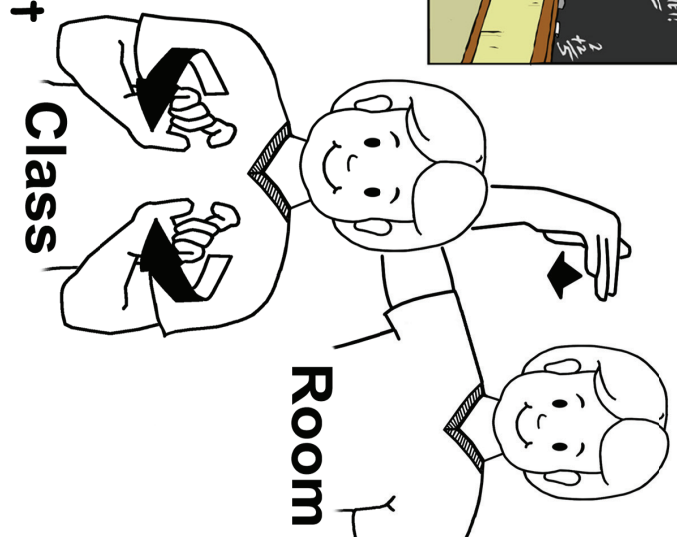
Canteen



How To Sign It

Canteen: Form a 'C' shape with all fingers and thumb a short distance in front of chin. Tap 'C' hand to chin so that pointer finger taps chin twice.

Class Room

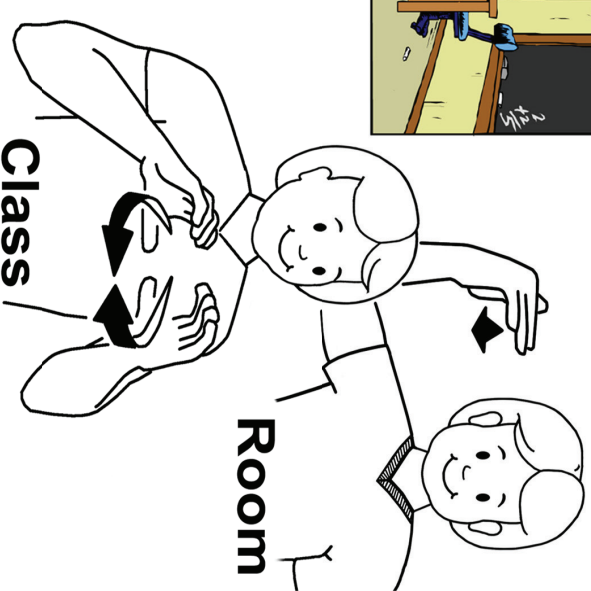


How To Sign It

Class: With pointer finger and thumb extended from fist in a 'C' shape, on both hands. Start with palms facing each other. Rotate hands at wrist so that palms end facing you.

Room: With fingers bent at a right angle to palm and pointing towards head move hand downwards next to face.

Class Room




How To Sign It

Class: With both hands cupped in a sideways C, palms facing each other; curve hands forward, twisting at wrists, so that little fingers end next to each other.

Room: With fingers bent at a right angle to palm and pointing towards head move hand downwards next to face.


Garden



How To Sign It

Garden: Form a circle with pointer fingers and thumbs on both hands. With all other fingers pointing forwards, circles next to each other; move hands apart then back towards each other in small arcs.

Music Room

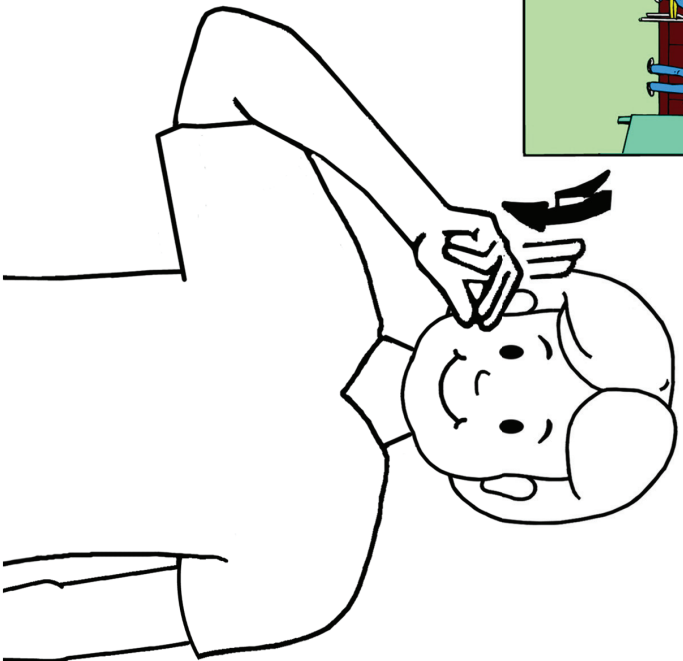


How To Sign It

Music: With both pointer fingers extended from fists and pointing forward, rock hands in an arc; together, apart and then back together.

Room: With fingers bent at a right angle to palm and pointing towards head move hand downwards next to face.

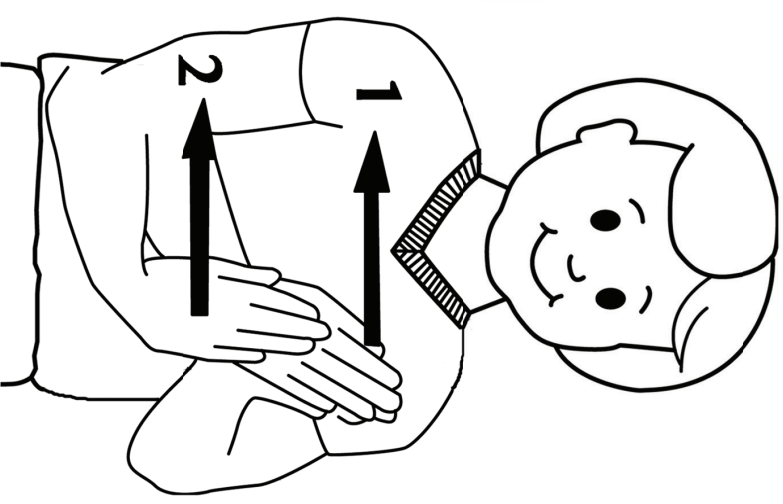
Library



How To Sign It

Tap index and middle fingers on thumb, near temple, twice.

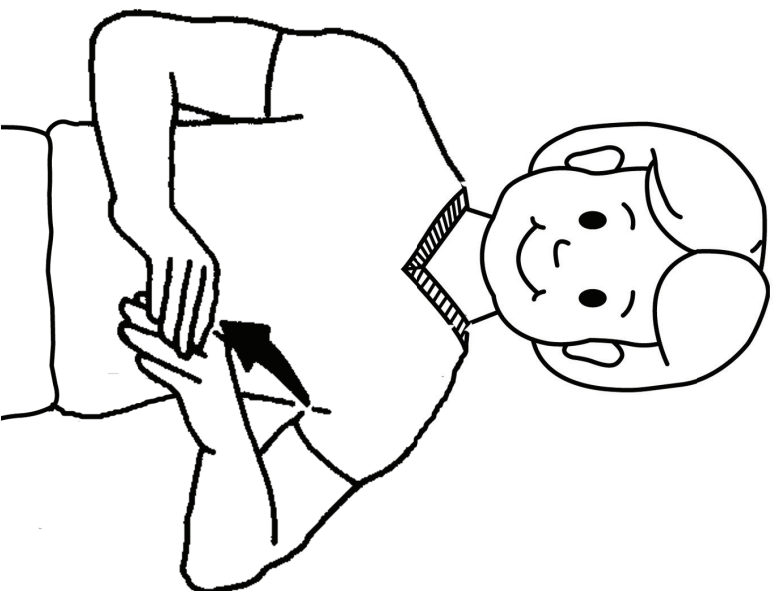

Library



How To Sign It

Start with both hands flat, palms touching. Bring main hand out to the side, keeping other hand still. Then take main hand back to other hand so that fingertips touch wrist and move hand out to side again.



Slide



How To Sign It

Slide: Slide fingers of bent hand down the outside of your other, downwards bent hand.

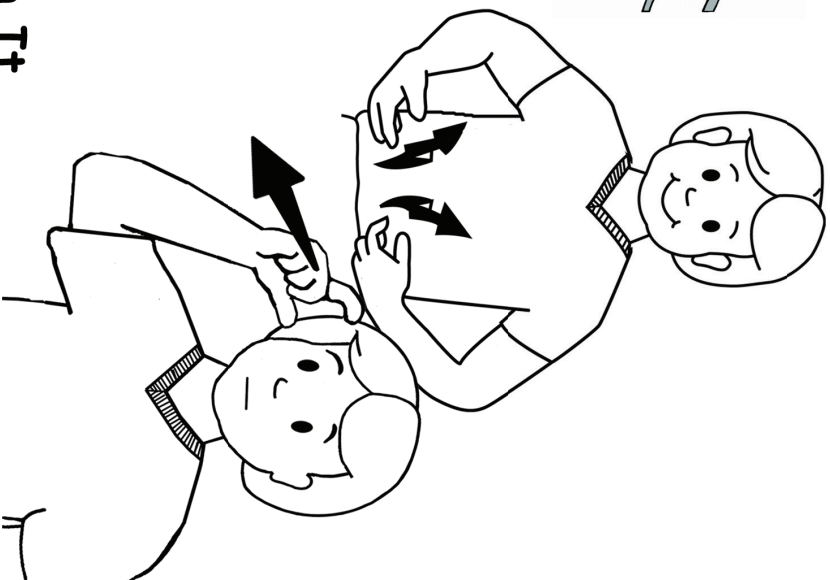
Swings



How To Sign It

Swing: With both hands in a fist at your sides, move hands, simultaneously, forwards and backwards twice.

Monkey Bars



How To Sign It

Monkey Bars: Cupped hands move up and down sides of body as if scratching (monkey). Then with thumb and curved pointer finger extended towards face, move hand forward as though outlining the bar (bar).