


Old Mac Donald's Farm



Old : Draw slightly curved pointer and middle fingers down nose, with fingers on either side of nose.



M : With pointer, middle and ring fingers extended from fist, place on palm of other hand.



had : Starting with hand spread, palm upwards and in front of side; draw hand downwards and into a fist.



Farm : Start with hand flat, palm facing down, thumb resting at top of stomach. Move hand down in an arc, back to lower stomach with palm upwards.



E : With pointer finger extended from fist, touch the pointer finger of the other (spread) hand.




I : With pointer finger extended from fist, touch the middle finger of the other (spread) hand.



O : With pointer finger extended from fist, touch the ring finger of the other (spread) hand.




On : Hold one hand flat and horizontal in front of you, palm upwards. Bring other, palm up, vertical and flat hand, downwards so that the back of fingers tap the palm of other hand.



the (his) : Point forward



Farm : Start with hand flat, palm facing down, thumb resting at top of stomach. Move hand down in an arc, back to lower stomach with palm upwards.



had : Starting with hand spread, palm upwards and in front of side; draw hand downwards and into a fist.

You choose and sign the animal

EIEIO

With a <animal noise> here and a <animal noise> there

Here a <animal noise> there a <animal noise>

EIEIO

Here and there : Sign by pointing down in front of you (here) and forwards and off to the side (there)

For animal noises : Pictured (right) is a generic sign used for animal calls or noises (also used to sign shout). You start with fingers bunched together and pointing forward in front of mouth. Flick fingers out into a spread hand once or twice.



Technical note: Common noises like the 'Baa' of a sheep are often finger spelt up moving forward from the mouth. So for 'Baa' would you would sign 'B' in front of your mouth then 'A' moving forward in two hops from the mouth. If you are signing this song with older children you may wish to incorporate some of these more 'technical' concepts.



Recomendations

When teaching this song to young (hearing) children you may want to start by only signing the animals and perhaps the key words. HAD and FARM, for example.

Instead of signing E I E I O you may want to sign the 'music' sign pictured left, which simply required forward pointing fingers to rock in and out.