

# Auslan Baby Signs

## baby

**Also used to sign:**

babies, infant, infants, newborn, newborns

**How to perform sign:**

Move arms as though cradling a baby, back and forth.

**Usage Notes:**

**States where this sign is used:**

ACT NSW NT QLD TAS SA VIC WA



## bath

**Also used to sign:**

bathing, bathed, baths, bathtub, bathtubs

**How to perform sign:**

Move fists on chest up, down and up again.

**Usage Notes:**

Also used to sign wash

**States where this sign is used:**

ACT NSW NT QLD TAS SA VIC WA



## bib

**Also used to sign:**

bibs

**How to perform sign:**

With elbows raised, both hands point to chest. Move along chest, outwards then upwards to draw a bib

**Usage Notes:**

**States where this sign is used:**

ACT NSW NT QLD TAS SA VIC WA



## biscuit

**Also used to sign:**

biscuits, cracker, crackers, cookie, cookies

**How to perform sign:**

Tap elbow into palm of other hand twice

**Usage Notes:**

Based on the breaking of hard biscuits during the Depression

**States where this sign is used:**

NT TAS SA VIC WA



## biscuit

**Also used to sign:**

biscuits, cracker, crackers, cookie, cookies

**How to perform sign:**

With hand in fist and thumb extended draw a circle on the back of other hand

**Usage Notes:**

**States where this sign is used:**

ACT NSW NT QLD



## bottle

### Also used to sign:

bottles, bottled, bottling, jar, jars

### How to perform sign:

With one hand flat, start with main hand cupped and move upwards, as though sliding up a bottle

### Usage Notes:

Also used to sign cylinder and tins

### States where this sign is used:

ACT NSW NT QLD TAS SA VIC WA



## bottle-feeding

### Also used to sign:

bottle-feed, bottlefeed, bottlefeeding

### How to perform sign:

Main hand is palm up with pointer and index fingers curved upwards. Move this hand towards your other hand, which is slightly cupped as though holding babies head.



### States where this sign is used:

ACT NSW NT QLD TAS SA VIC WA

## breast-feed

### Also used to sign:

breastfeed, breast-feeding, breastfeeding

### How to perform sign:

Tap breast with pointer and index fingers together. Then move hand into fist with thumb extended, into your other hand which is cupped as though holding babies head.



### States where this sign is used:

ACT NSW NT QLD TAS SA VIC WA

## cold

### Also used to sign:

coldness, chilly, freezing, frozen, shiver, shivers, shivered, shivering, chill, chilled, cool, cooling, cooled

### How to perform sign:

Shake both fists above shoulders, as though shivering

### Usage Notes:

### States where this sign is used:

ACT NSW NT QLD TAS SA VIC WA



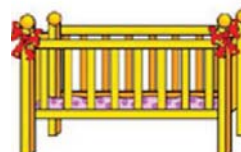
## cot

### Also used to sign:

cots, crib

### How to perform sign:

With both hands flat, facing each other and slightly apart, thumb curved in as through holding the cot bars, move hand down to form two cot bars



## cry

### Also used to sign:

crying, cried, cries, tear, tears, teary, weeping, weep, wept

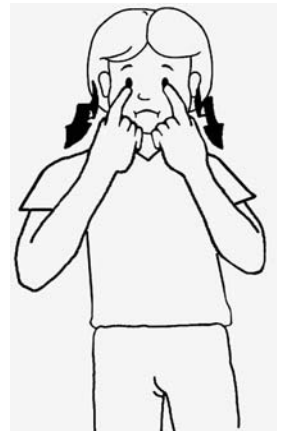
### How to perform sign:

Point with straight or bent fingers below eyes and move fingers down as if following tears, twice.

### Usage Notes:

### States where this sign is used:

ACT NSW NT QLD TAS SA VIC WA



## dirty

### Also used to sign:

dirt, dirtying, grime, grimy, filth. Filthy, smut, smutty, obscene, obscenity, grubby, soil

### How to perform sign:

Rub spread hands, palms facing, together in a circle.

### Usage Notes:

### States where this sign is used:

ACT NSW NT QLD TAS SA VIC WA



## doll

### Also used to sign:

dolls, dolly, dollies

### How to perform sign:

With elbow resting in opposite palm, move fist (palm facing you) side to side, to represent dolls head.

### Usage Notes:

### States where this sign is used:

ACT NSW NT QLD TAS SA VIC WA



## drink

### Also used to sign:

drinks, beverage, beverages, glass, glasses, cup, cups

### How to perform sign:

Move hand up to mouth as though holding a cup.

### Usage Notes:

### States where this sign is used:

ACT NSW NT QLD TAS SA VIC WA



## dummy

### Also used to sign:

dummies, teat, pacifier, pacifiers

### How to perform sign:

With pointer finger and thumb forming a circle, all other fingers extended, move hand to lips.

### Usage Notes:

### States where this sign is used:

ACT NSW NT QLD TAS SA VIC WA



## eat

### Also used to sign:

eats, eating, ate, food meal, meals

### How to perform sign:

Move hand, with thumb touching fingers, towards mouth.

### Usage Notes:

Also used to sign food

### States where this sign is used:

ACT NSW NT QLD TAS SA VIC WA



## daddy

### Also used to sign:

fathers, dad, daddy, pa, dads, daddy's

### How to perform sign:

Tap extended pointer and index fingers of both hands together twice.

### Usage Notes:

Young children often do this with pointer fingers only.

### States where this sign is used:

ACT NSW NT QLD TAS SA VIC WA



## finish

### Also used to sign:

finished, finishes, finishing, complete, completes, completion, completed

### How to perform sign:

Tilt fist, with thumb raised and pointing upwards, from side to side.

### States where this sign is used:

ACT NSW NT QLD TAS SA VIC WA



## good

### Also used to sign:

goodness, virtue, virtuous, approve, adore, well, great, fine

### How to perform sign:

Move fist forward with thumb pointing upwards.

### Usage Notes:

### States where this sign is used:

ACT NSW NT QLD TAS SA VIC WA



## highchair

### Also used to sign:

highchairs

### How to perform sign:

First move hand, palm facing your head and fingers horizontal, upwards. Then bring this hand to chest height against other hand, which is flat fingers upwards, to form the shape of a chair.

### Usage Notes:

Blend of high + chair

### States where this sign is used:

ACT NSW NT QLD TAS SA VIC WA



## home

**Also used to sign:**

place

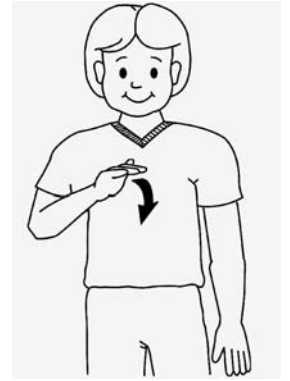
**How to perform sign:**

With palm facing forward and fingers curved forward, move hand forward in an arch

**Usage Notes:**

**States where this sign is used:**

ACT NSW NT QLD TAS SA VIC WA



## hot

**Also used to sign:**

heat, hotness, temperature, make hot, heat, heat up

**How to perform sign:**

Start with flat hand, fingers touching chin and thumb extended. Move hand out turning wrist so that hand ends flat, palm facing ground.

**Usage Notes:**

**States where this sign is used:**

ACT NSW NT QLD TAS SA VIC WA



## hug

**Also used to sign:**

hugs, hugging, hugged, embrace, embracing, embraced, embraces

**How to perform sign:**

Cross hands in front of chest, as though hugging yourself.

**Usage Notes:**

**States where this sign is used:**

ACT NSW NT QLD TAS SA VIC WA



## kiss

**Also used to sign:**

kisses, kissing, kissed

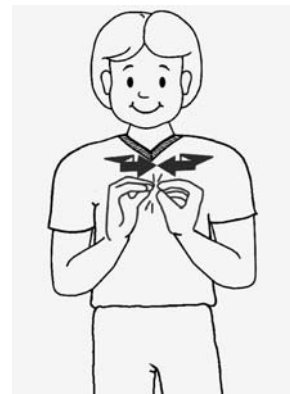
**How to perform sign:**

Tap hands together twice with fingers and thumb touching.

**Usage Notes:**

**States where this sign is used:**

ACT NSW NT QLD TAS SA VIC WA



## milk

**Also used to sign:**

milks, milking

**How to perform sign:**

As though milking a cow, start with one hand higher than the other, fingers spread, and draw hand down and into a fist.

**Usage Notes:**

**States where this sign is used:**

ACT NSW NT QLD TAS SA VIC WA



---

## more

**Also used to sign:**

**How to perform sign:**

With hand clawed, palm facing chest, move hand away from chest slightly.

**Usage Notes:**

**States where this sign is used:**

ACT NSW NT QLD TAS SA VIC WA



---

## mummy

**Also used to sign:**

mum, mother, mothers, mums, ma, mom, moms, mummys

**How to perform sign:**


With little finger and thumb folded into palm tap head with fingers.

**Usage Notes:**

Also see alternative sign "Mother"

**States where this sign is used:**

ACT NSW NT QLD TAS SA VIC WA



---

## nappy

**Also used to sign:**

nappies, dipper


**How to perform sign:**

Tap pointer and index finger to thumb, with both hands, at hips, where nappy would fasten.

**Usage Notes:**

**States where this sign is used:**

ACT NSW NT QLD TAS SA VIC WA



---

## no

**Also used to sign:**

not

**How to perform sign:**

**Usage Notes:**

**States where this sign is used:**

ACT NSW NT QLD TAS SA VIC WA



---

## play

**Also used to sign:**

play, playing, played, plays

**How to perform sign:**

With both hands spread, palms facing upwards, at waist height, move each hand in a circle

**Usage Notes:**

**States where this sign is used:**

ACT NSW NT QLD TAS SA VIC WA



## playpen

**Also used to sign:**

playpens

**How to perform sign:**

Move both hands, palms up, in a circle at waist height. Then move flat hands, one palm in other out, downwards in front of chest.

**Usage Notes:**

Combination of Play + Cot

**States where this sign is used:**

ACT NSW NT QLD TAS SA VIC WA



## please

**Also used to sign:**

thanks, thank-you, thankyou

**How to perform sign:**

Move flat hand, palm facing you, from chin out in a slight arch.

**Usage Notes:**

**States where this sign is used:**

ACT NSW NT QLD TAS SA VIC WA



## sick

**Also used to sign:**

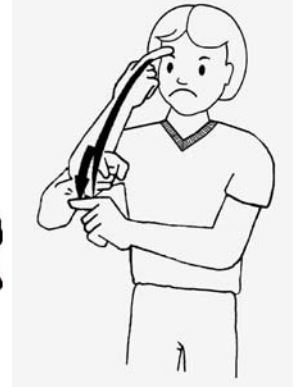
sickness, ill, illness, disgusting, distasteful, illness, sick, disease, diseased, unwell, ill health

**How to perform sign:**

Dominant hand points to forehead, other points across body. Move dominant hand down and tap finger on other hand twice

**States where this sign is used:**

ACT NSW NT QLD TAS SA VIC WA



## sleep

**Also used to sign:**

sleeps, slept, sleeping, asleep, go to sleep, fall asleep, nap, napping, naps

**How to perform sign:**

Close hand, fingers to thumb, near eyes. Many be done with one or both hands.

**States where this sign is used:**

ACT NSW NT QLD TAS SA VIC WA



## sorry

**Also used to sign:**

sorrow, sorrowful, regret, regretful, regrets, regretted

**How to perform sign:**

Shake clawed hand, palm facing you, across mouth twice.

**Usage Notes:**

**States where this sign is used:**

ACT NSW NT QLD TAS SA VIC WA



## stop

### Also used to sign:

halt, halts, halting, halted, cease, ceases, ceased, ceasing, prevent, preventing, prevents, prevented, hold on

### How to perform sign:

Hold flat hand in front of you, fingers upwards, palm out

### States where this sign is used:

ACT NSW NT QLD TAS SA VIC WA



## story

### Also used to sign:

text, texts, stories, recount, tell, tell a story, story teller

### How to perform sign:

With right hand flat at chest height, palm facing you; slide other hand, palm facing you, down palm and forearm.

### Usage Notes:

### States where this sign is used:

ACT NSW NT QLD TAS SA VIC WA



## teddybear

### Also used to sign:

teddy, teddies, teddybears, ted, tedd, teddy-bear, teddybears, teddy-bears, teddy, teddies

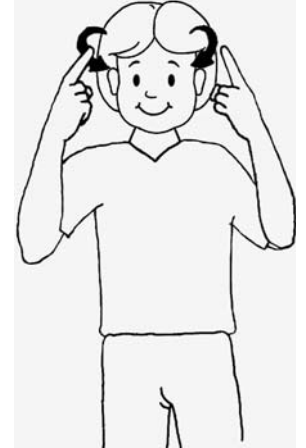
### How to perform sign:

Point to head with both hands and draw ears

### Usage Notes:

### States where this sign is used:

ACT NSW NT QLD TAS SA VIC WA



## thankyou

### Also used to sign:

thanks, thankyou, thanking-you

### How to perform sign:

Move flat hand, fingers upwards and palm towards you, from chin, forward ending in a fist.

### States where this sign is used:

ACT NSW NT QLD TAS SA VIC WA



## toilet

### Also used to sign:

toilets, potty

### How to perform sign:

Tap palm with pointer finger twice.

### States where this sign is used:

ACT NSW NT QLD TAS SA VIC WA





## toys

### Also used to sign:

toy

### How to perform sign:

Start with hand in fist, palm facing away from you, thumb extended and pointer finger arched over thumb. Draw hand down, twisting palm towards you, and extending little finger and thumb.



### States where this sign is used:

ACT NSW NT QLD TAS SA VIC WA

## wash

### Also used to sign:

wash, washing, washed

### How to perform sign:

### Usage Notes:

Also used to sign bath

### States where this sign is used:

ACT NSW NT QLD TAS SA VIC WA



## what

### Also used to sign:

that, which, what, what was that

### How to perform sign:

With fist hand, with pointer finger pointing upwards, shake hand side to side.

### Usage Notes:

### States where this sign is used:

ACT NSW NT QLD TAS SA VIC WA



## where

### Also used to sign:

whereabouts, location

### How to perform sign:

With flat hands out to each side, palms up, move hands left and right slightly.

### Usage Notes:

### States where this sign is used:

ACT NSW NT QLD TAS SA VIC WA



## yes

### Also used to sign:

agree, yeh, yep

### How to perform sign:

Tilting at wrist, move fist, palm down, up and down.

### Usage Notes:


### States where this sign is used:

ACT NSW NT QLD TAS SA VIC WA



## About this booklet

This booklet has been produced by Bilby Publishing using images available at [www.auslan.net](http://www.auslan.net).



**Auslan is Australia's Sign Language.**

Auslan.net is a unique site dedicated to supporting those teaching and learning Auslan.

The site includes over 100 of pre made Auslan worksheets, songsheets and activities; plus sections that allow the user to generate their own customised resources, text to sign translations and grammar translations.

There is a special section for children, which includes **online games and activities**, as well as **teacher and adult learner sections**. It now also includes a special section for those working with **babies and toddlers using baby sign language**.

## Other great Baby Sign Resources Available

Bilby Publishing is your one-stop-shop for Australian Sign Language products; it is also Australia's only Publishing and Distribution house dedicated exclusively to Auslan Resources.

We have a large range of products to help you and your baby learn Australian sign language, here are just a few.

For full details see <http://www.bilby.net/sign> , or call **1800 245 297** and ask for a free catalogue.

## Australian Baby Hands Books

Unlock the secrets of your baby's mind!

This book clearly explains the research, provides tips to introducing sign into your daily life and has 50 photo based pictures of AUSTRALIAN sign language. The process could not be easier. **Price : \$34**

The Flashcards book is a durable spiral bound book containing 20 commonly adopted baby/toddler signs, each presented in photo and pictogram. **Price : \$15    Size : 15cm X 10cm**



## Racing To The Rainbow, PLUS Hoop Dee Doo Its A Wiggly Party DVDs

Both these Dvds include Auslan Translators imposed in the corners and captioning and are only available as a set through Bilby Publishing.

**Price (for set of 2) : \$50**


## Alphabet Fun

By popular demand the Alphabet Poster now has 'lower case' letters; and is available in 3 sizes, from **\$3.50 (A5)**

The beautiful Sign Alphabet Flash Cards are widely used in homes, classrooms and as part of speech therapy programs around Australia. The oval cards were specifically developed for little fingers and those with low fine motor skills.

**Price (single set) : \$20**

**Game Pack - 2 sets of cards PLUS 4 game cards with instructions and sign "hints" : \$35**



## Nursery Rhymes

Help young children learn sign language through signed nursery rhymes. There are 4 titles to choose from **Size : 19cm X 19cm**

**Each book is \$16, all four titles are also now available as a 'Set' for only \$50**

*Note : These books have been illustrated in BSL (British Sign) there are only one or two differences with Auslan in each title, translation sheet provided.*





## **Bilby Publishing & Consulting Pty Ltd**

Ph 1800-245-297 Fax 1300-884-161 SMS 0427 015 231  
11 Scott St, Wolumla, NSW. PO Box 62, Bega, NSW, 2550  
ABN 8510 3422 966. [www.bilby.net](http://www.bilby.net), email [sales@bilby.net](mailto:sales@bilby.net)